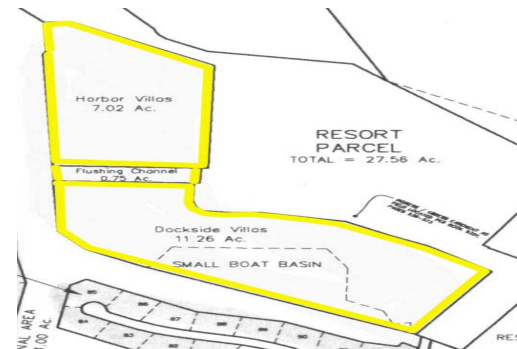
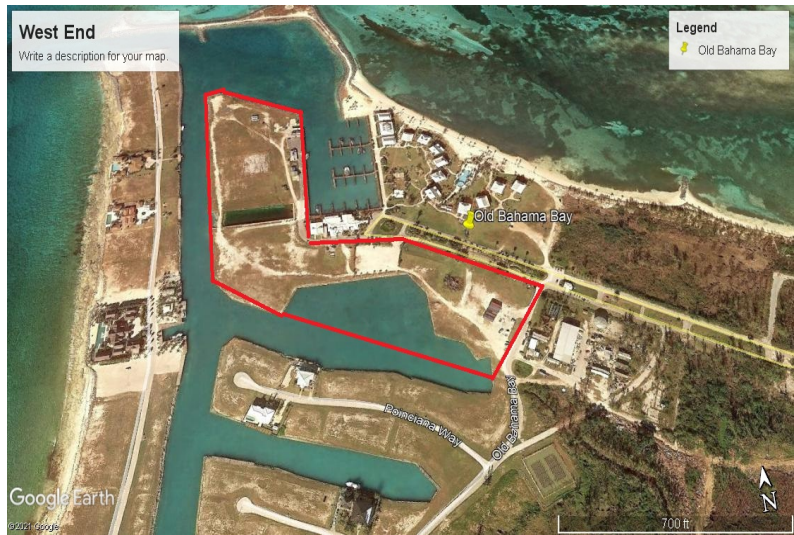
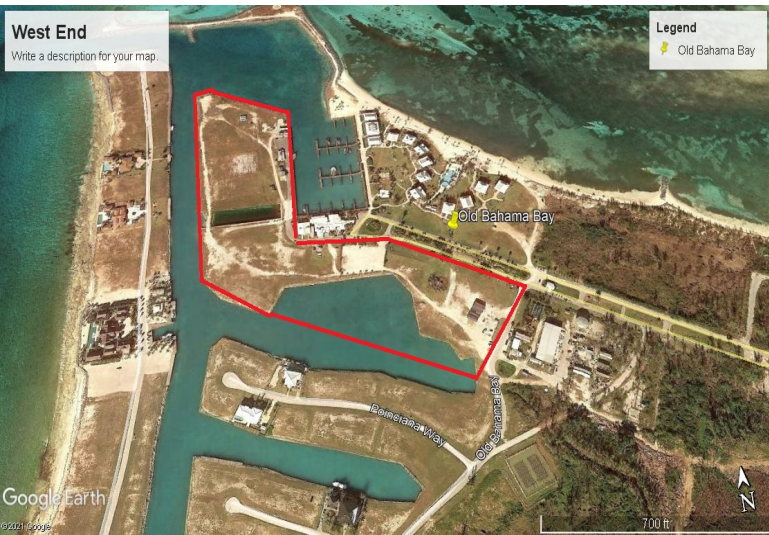


OLD BAHAMA BAY COMMERCIAL LAND OPPORTUNITY




19 Acre Tourist Commercial Tract in the Heart of Old Bahama Bay, West End on Grand Bahama Island.

Located in the heart of Old Bahama Bay at the Western End of Grand Bahama Island is a unique 19 acre Prime Tourist Commercial property with endless possibilities for future development. Located 65 miles from West Palm Beach at the entrance of Old Bahama Bay this commercial tract is the current home of the fuel dock, customs, and immigration office and is ideally suited for a hotel or high-end condo development. The commercial acreage includes a deep-water canal suitable for boat slips and marina.

With its unique proximity to Old Bahama Bay, this property runs parallel to a high-end resort and there is also the convenience of the West End private airstrip, walking distance to the beach, and the privilege of utilizing the amenities at the resort. This Developers opportunity is Excl...read more on our website.

Lot Size: 19.03 Acres
 Maint. Fees: -
 Subdivision: West End
 Features: Beach access,
 Canal Front, Dock,
 Ocean front



Shelly Gardiner

Phone:
 gardinershelly@gmail.com



\$5,900,000 ID# 43439 [View Online](#)
www.sarlesrealty.com